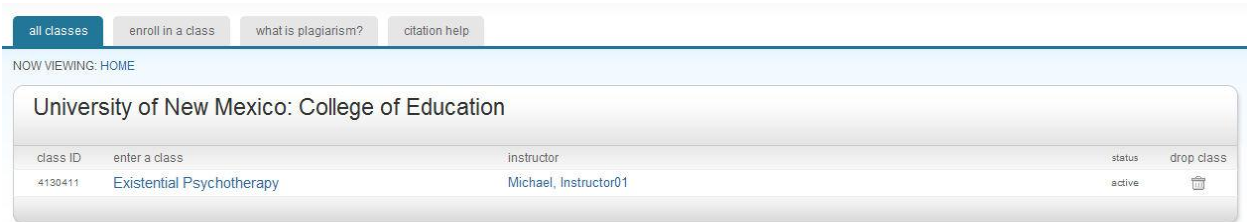


Submit a Paper

Note: Before you begin make sure you know where your paper is stored on your computer.

To submit a paper:

1. If necessary, go to **turnitin.com** and login to your account.
2. Your dashboard appears.

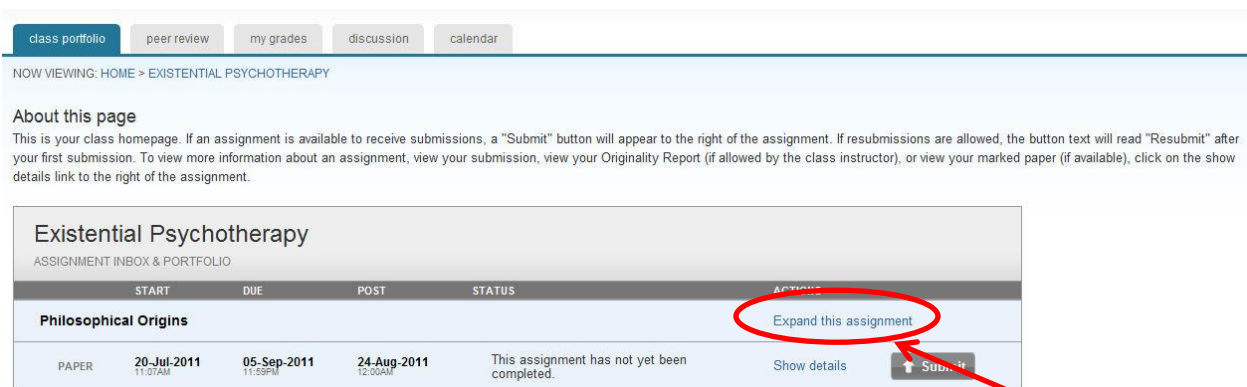


3. Click the name of the course for which you want to submit your paper.
4. Your **Assignment Inbox & Portfolio** page appears.

Note: The **Start Date** is the first day on which you can submit a paper.

The **Due Date** is the date on which the paper is due.

The **Post Date** is the first day on which you can check for your professor's comments and grade.



5. To see if your professor has provided instructions, click **Expand the assignment**.
6. The expanded assignment appears.

Existential Psychotherapy
ASSIGNMENT INBOX & PORTFOLIO

	START	DUE	POST	STATUS	ACTIONS	
Philosophical Origins					Collapse this assignment	
PAPER	20-Jul-2011 11:07AM	05-Sep-2011 11:59PM	24-Aug-2011 12:00AM	This assignment has not yet been completed.	Hide details Submit	
<p>assignment title: Philosophical Origins assignment instructions: Paper must be in APA 6 format. search criteria: internet, Turnitin student paper database, periodicals, journals, & publications, University of New Mexico allow late submissions: yes</p>						
Paper Title				Report	GradeMark	Download
-- no submission --				--	--	--



7. Click **Submit**.
8. The **submit paper** screen appears.

submit paper: by file upload (step 1 of 3)

choose a paper item submission method:

single file upload ▼

first name *

Joshua

last name *

Student01

submission title *

Requirements for single file upload:

- File must be less than 20 MB
- The maximum paper length is 400 pages.
- File Types allowed: MS Word, WordPerfect, PostScript, PDF, HTML, RTF and plain text.

If your file exceeds 20 MB, [read suggestions](#) to meet requirements.

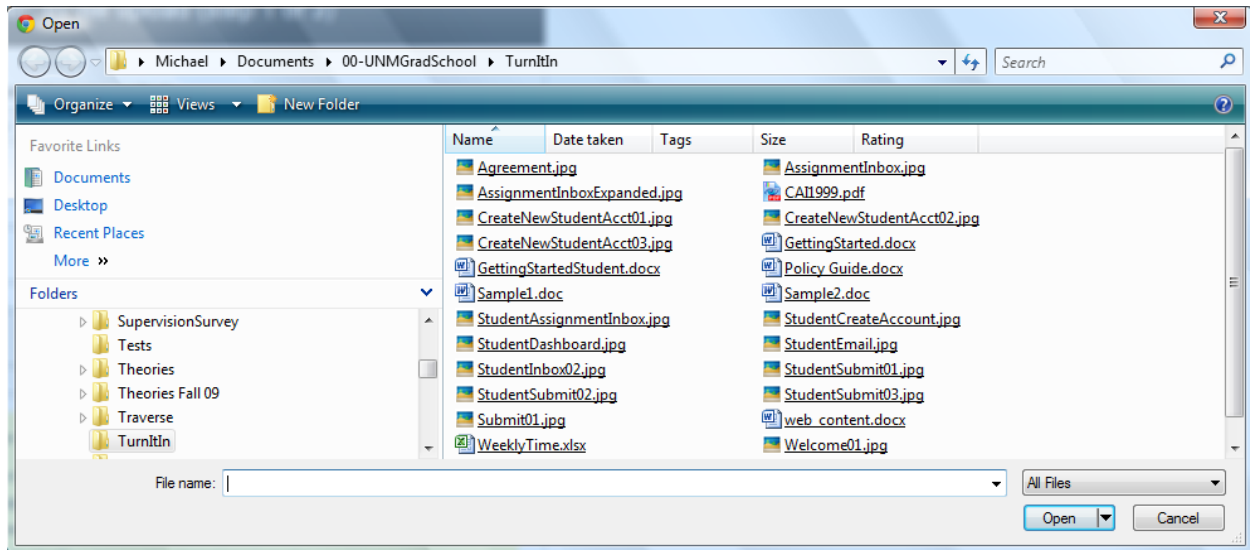
browse for the file to upload *

Choose File No file chosen

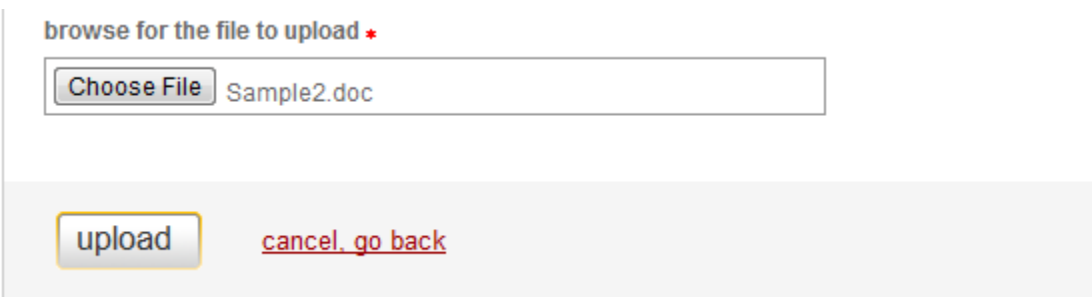
upload [cancel, go back](#)

9. Enter the title of your paper then click **Choose File**.

10. A file open dialogue box appears.



11. Navigate to your file, click on it, then, if necessary, click **Open**.



12. Your file appears in the box. Click **upload**.

13. The **submit paper: Step 2 of 3** screen appears.

submit paper: Step 2 of 3

Author Joshua Student01

Title Assignment 1

Preview Paper

Frankl Reaction Paper

Although we do not always choose our circumstances, we always choose how we will respond. Our task as humans is to operate in a world of uncertainty and to choose for what or whom we will take a stand. Existential anxiety, isolation and the fear of death are conditions of life, as are bouts of dread, boredom, alienation, absurdity and a sense of nothingness; it is what we do with these that matters. We are not victims of circumstance. To the contrary, each of us, within the context of his or her life, has many choices about who we will be and how we will live. The essence of existential philosophy and therapy is in recognizing and confronting what it is to exist, to be human, namely, freedom and responsibility, isolation, awareness

submit [return to upload page](#)

14. Scan the text to ensure this is the correct document, then click **submit**.

15. After some processing, you will see a screen indicating your submission was successful.

class portfolio peer review my grades discussion calendar

NOW VIEWING: HOME > EXISTENTIAL PSYCHOTHERAPY

✓ Your submission was **successful**. This is the digital receipt for your paper. Only the first page of the document is included in the digital receipt.

paper title: **Assignment 1**

paper ID: 198827720

author: **Student01, Joshua**

[go to portfolio](#)

16. Click **go to portfolio**.

17. Your **Assignment Inbox & Portfolio** page appears again showing you have completed the assignment.

Existential Psychotherapy					
ASSIGNMENT INBOX & PORTFOLIO					
	START	DUE	POST	STATUS	ACTIONS
	Philosophical Origins				Expand this assignment
PAPER	20-Jul-2011 11:07AM	05-Sep-2011 11:59PM	24-Aug-2011 12:00AM	● Submission for this assignment is complete.	Show details <input type="button" value="Resubmit"/>

18. If desired, continue with **Checking for Problems**.